

Report of the profile of COVID-19 cases in healthcare workers in Ireland

week 48, 2020 (22/11/2020-28/11/2020) - week 9, 2021 (28/02/2021-06/03/2021)

Report prepared by HPSC on 08/03/2021

This report includes data on healthcare worker (HCW) cases of COVID-19 (all case classifications – confirmed, probable, possible) notified to the national infectious disease surveillance system (CIDR) from week 48, 2020 (22/11/2020 – 28/11/2020) to week 9, 2021 (28/02/2021-06/03/2021). Appendix A provides a summary of HCW cases of COVID-19 since the pandemic commenced in Ireland from week 10 (01/03/2020- 07/03/2020) to week 9, 2021 (28/02/2021-06/03/2021). CIDR is a dynamic information system and data are continuously validated and updated.

Healthcare worker definition

Healthcare worker status is determined both by self-classification and workplace. The definition includes anyone who self identifies as a HCW irrespective of where they work. In addition, all staff that work in any healthcare facility (includes cleaners, household staff etc.) are classified as HCWs. The category includes healthcare workers employed both by public and private providers.

Summary

From week 48, 2020 to week 9, 2021, there was a total of 152,906 COVID-19 cases reported to the national surveillance system (CIDR), 15,609 (10.2%) were healthcare workers (HCWs).

Table 1: Summary of healthcare worker COVID-19 cases notified to HPSC, week 48, 2020 – week 9, 2021, Ireland, (n=15,609)

Characteristic of HCW COVID-19 cases	Number	%
Total number of HCW cases	15,609	100%
Median age (IQR[^])	41 (30-51) years	-
Total number hospitalised	441	2.8%
The median age (IQR) of hospital inpatient	44 (32-54) years	
Total number admitted to intensive care units (ICU)	39	0.2%
The median age (IQR) of HCW in ICU	50 (44-59) years	-
Total number of deaths	7*	0.04%
The median age (range) for deaths	60 (52-65)	

[^] Interquartile range.

*All confirmed COVID-19 cases.

For the period from week 48, 2020 to week 9, 2021, the median age of HCW COVID-19 cases is 41 years (range 16-80 years). The number of female cases is disproportionately high (76.5%) among HCW COVID-19 cases compared to non-HCW COVID-19 cases (49.2%), most likely due to some HCW specialities e.g. nursing, being female dominated. The HSE region with the largest proportion of HCW cases is HSE East (34.5%).

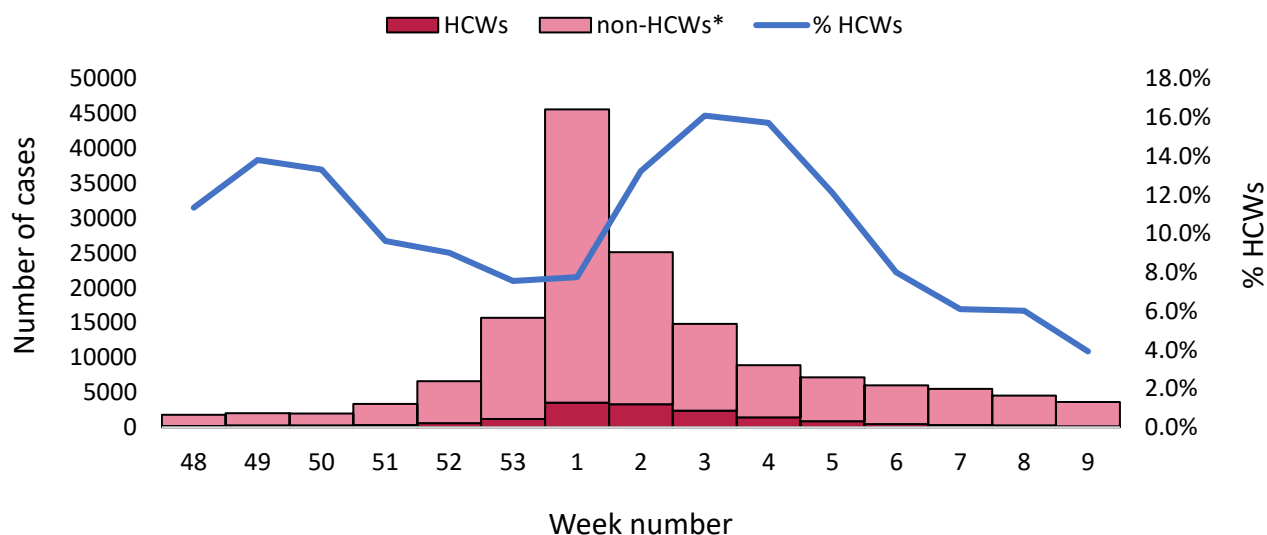


Figure 1: Healthcare worker and non-health care worker COVID-19 cases and the proportion of weekly cases identified as HCWs, notified to HPSC, week 48, 2020 – week 9, 2021, Ireland, (n=152,906)

*includes non-healthcare workers (n= 126,138) and cases with no information on HCW status (n=11,159)

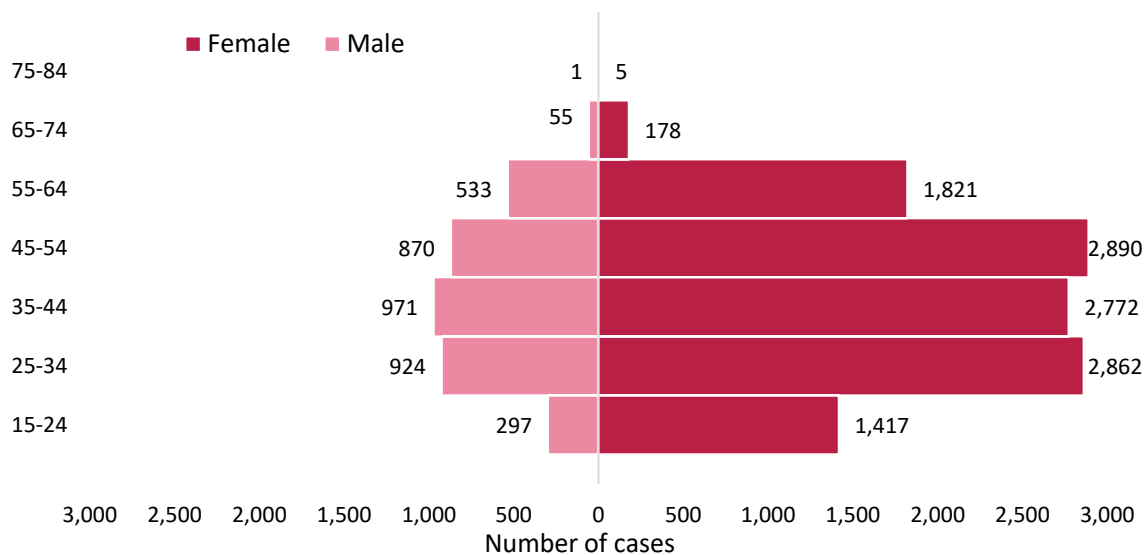


Figure 2: Distribution of healthcare worker COVID-19 cases notified to HPSC, by sex and age group, week 48, 2020- week 9, 2021, Ireland, (n= 15,596) *

* Sex or age group was not available for 13 cases.

Table 2: Health care worker COVID-19 cases notified to HPSC, by sex, age-group and HSE area, week 48, 2020- week 9, 2021, Ireland, (n= 15,609)

		Number of HCW cases (n= 15,609)	Proportion of all HCW cases (%)
Sex	Female	11,946	76.5
Age-group (years)	15-24	1,715	11.0
	25-34	3,788	24.3
	35-44	3,748	24.0
	45-54	3,762	24.1
	55-64	2,355	15.1
	65-74	233	1.5
	75-84	6	0.0
	Unknown	<5	0.0
HSE area	HSE E	5,384	34.5
	HSE M	727	4.7
	HSE MW	1,313	8.4
	HSE NE	1,840	11.8
	HSE NW	930	6.0
	HSE SE	1,677	10.7
	HSE S	2,268	14.5
	HSE W	1,470	9.4

Table 3: Healthcare worker COVID-19 cases notified to HPSC, by HCW role and work location, week 48, 2020 - week 9, 2021, Ireland, (n=15,609)

		Number of HCW cases	Proportion of all HCW cases (%)
HCW Role	Healthcare assistant	3,885	24.9
	Nurse	3,848	24.7
	Admin/Clerical worker	957	6.1
	Doctor	659	4.2
	Catering/Kitchen worker	629	4.0
	Cleaning/household staff	373	2.4
	Pharmacy worker	351	2.3
	Social work	334	2.1
	Porter	186	1.2
	Physiotherapist	135	0.9
	Paramedic	129	0.8
	Other HCW	1,792	11.5
	Unknown	2,331	14.9
	Location of HCW role	Acute Hospital	4,420
Nursing Home		3,431	22.0
Community services		1,216	7.8
Community Hospital/LSU		782	5.0
Centre for disabilities		504	3.2
GP surgery		250	1.6
Mental Health Facility		206	1.3
Hospice		131	0.8
Homeless - hub/hostel/hotel		61	0.4
Other HCW place of work		1,456	9.3
Unknown		3,152	20.3

Table 4: Healthcare worker COVID-19 cases notified to HPSC, by ethnicity and country of birth, week 48, 2020- week 9, 2021, Ireland, (n=15,609)

		Number of HCW cases	Proportion of all HCW cases (%)
Ethnicity	White	11,442	73.3
	Indian subcontinent	1,225	7.9
	Black African	701	4.5
	Mixed background	123	0.8
	Black other	56	0.4
	Roma	47	0.3
	Chinese	39	0.3
	Irish Traveller	32	0.2
	Other	743	4.7
	Unknown	1,201	7.6
Country of birth	Ireland	9,156	58.6
	India	1,072	6.9
	Philippines	562	3.6
	Nigeria	388	2.5
	Poland	338	2.2
	Romania	182	1.2
	Brazil	131	0.8
	Pakistan	102	0.7
	Other	1,112	7.2
	Unknown	2,566	16.3

Of all HCW COVID-19 cases reported between week 48, 2020 and week 9, 2021, 5,718 (36.6%) were linked to outbreaks. Data are continuously validated and updated, therefore further reported cases may be linked to outbreaks.

Table 5: COVID-19 cases in HCW notified to HPSC, linked to outbreaks by outbreak location, week 48, 2020 - week 9, 2021, Ireland, (n=15,609)

Outbreak location	Number of HCW cases	Proportion of all HCW cases (%)
Nursing home	2,938	18.7
Hospital	967	6.2
Residential institution	780	5.0
Comm. Hosp/Long-stay unit	340	2.2
Other healthcare service	245	1.6
Private house	233	1.5
Extended family	69	0.4
Workplace	54	0.4
Community outbreak	20	0.1
Other	72	0.5
Not linked to outbreak	9,891	63.4

Table 6: Healthcare worker COVID-19 cases notified to HPSC, by mode of transmission, week 48, 2020 - week 9, 2021, Ireland, (n=15,609)

		Number of HCW cases	Proportion of all HCW cases (%)
Mode of transmission	Healthcare setting acquired: staff	5,837	37.4
	Close contact with a known confirmed case	3,602	23.1
	Community transmission	2,314	14.8
	Healthcare setting acquired: patient	485	3.1
	Travel related	75	0.5
	Under investigation	3,296	21.1

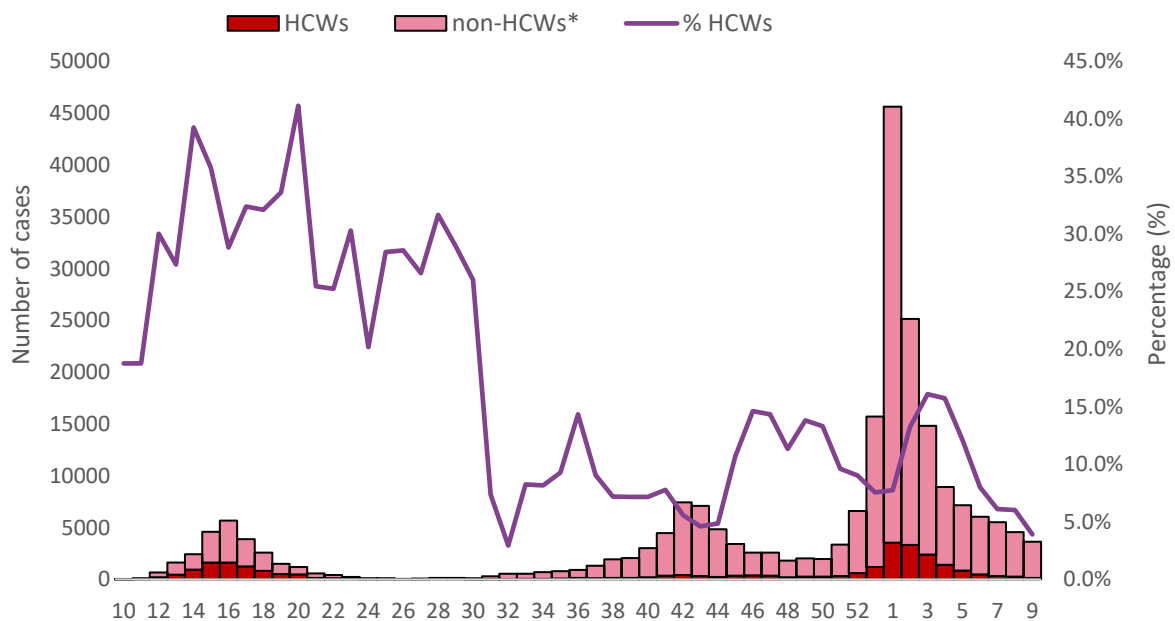
Appendix A

From week 10, 2020 to week 9, 2021, there was a total of 223,799 COVID-19 cases reported to the national surveillance system (CIDR), 27, 538 (12.3%) were healthcare workers (HCWs).

Table A: Summary of healthcare worker COVID-19 cases notified to HPSC, week 10 2020 - week 9, 2021, Ireland, (n= 27,538)

Characteristic of HCW COVID-19 cases	Number	%
Total number of HCW cases	27,538	100%
Median age (IQR)	41 (30-51) years	-
Total number hospitalised	835	3.0%
The median age (IQR) of hospital inpatient	45 (33-54) years	
Total number admitted to ICU	99	0.4%
The median age (IQR) of HCW in ICU	51 (44-59) years	-
Total number of deaths	15*	0.05%
The median age (range) for deaths	59 (30-65) years	-

*All confirmed COVID-19 cases.



*includes non-healthcare workers (n= 176,185) and cases with no information on HCW status (n= 20,076)

Figure A: Healthcare worker and non-health care worker COVID-19 cases notified to HPSC, week 10 2020 -week 9, 2021, Ireland, (n=223,799)

Acknowledgements

Sincere thanks are extended to all those who are participating in the collection of data and reporting of data used in these reports. This includes the HSE COVID-19 Contact Management Programme (CMP), staff in ICU units, notifying clinicians, laboratory staff, public health doctors, nurses, surveillance scientists, microbiologists and administrative staff.