



An Roinn Sláinte
Department of Health

Open Beds Report

July 2019

Published 14 October 2019

Contents

1. Introduction	3
1.1 Data source and validation	3
1.2 Bed capacity context	3
1.3 Definitions and clarifications	4
2. Inpatient beds by year 2009 – 2019	5
3. Day beds/places by year 2009 – 2019	6
4. Inpatient beds and day beds/places by month for 2019	7
Appendix A. Open Beds Tables	8
Appendix B. Winter Plan 2018/2019 Beds	12

1. Introduction

The Open Beds Report provides an outline of the average numbers of open inpatient beds and day beds/places in the acute hospital system on a monthly basis.

As set out in the Sláintecare Action Plan 2019, the Department of Health is committed to fostering the support of citizens and stakeholders in the Sláintecare reform process, consulting them about its delivery, and informing them about progress through engagement and open reporting. In line with this commitment to open reporting, the purpose of the Open Beds Report is to make information on capacity in the health care system available in a transparent and accessible manner. This report is published on the Department's website each month.

1.1 Data source and validation

The Health Service Executive (HSE) Acute Business Information Unit (Acute BIU) provide the bed data for this report, and the figures show the average number of beds or places open in each hospital for the month or year specified.

Data for 2019 are provisional and remain subject to validation by Acute BIU. The 2018 figures for Galway University Hospital are also awaiting validation. Tables are included in Appendix A.

1.2 Bed capacity context

The Health Service Capacity Review 2018 recommended an increase of 2,590 acute hospital beds across the system by 2031 to support the projected increase in demand for services in the years ahead. The National Development Plan provides for the full 2,590 beds by 2027. The capacity programme for 2019 provides for the following increases in capacity, as set out in the National Service Plan 2019:

- The provision of 75 acute beds and 70 community beds under the Winter Plan 2018/2019;
- a 40-bed modular build in South Tipperary General Hospital, 4 HDU beds in Cork University Hospital, and 3 HDU beds in the Mater, due to open by Q4 2019;
- preparation of 202 beds, of which 16 are critical care, with a view to bringing this extra capacity into operation in Q1 of 2020;
- commencement of works on a 60-bed modular ward in University Hospital Limerick.

The number of available inpatient beds is expected to increase to above 11,000 following the investment planned in the National Service Plan 2019.

Of the additional beds under the Winter Plan 2018/2019, all 75 acute beds have opened to date. A table of the acute beds opened is included in Appendix B.

1.3 Definitions and clarifications

1.3.1 Inpatient beds

Average inpatient beds available is the number of funded beds occupied or ready and available for occupation each night of the reporting period. The cumulated figure is then divided by the number of days in the reporting period to provide a daily average.

1.3.2 Day beds/places

Day beds/places provide areas for day cases: patients admitted for a medical procedure or surgery in the morning and released before the evening. Average available day beds/places are beds/places which are currently occupied or ready for occupation.

1.3.3 Closed beds

The numbers provided in this report are average numbers of beds or places available daily in the specified period. Beds are not available when they are temporarily closed for reasons such as infection control, maintenance/refurbishment, or staffing shortages.

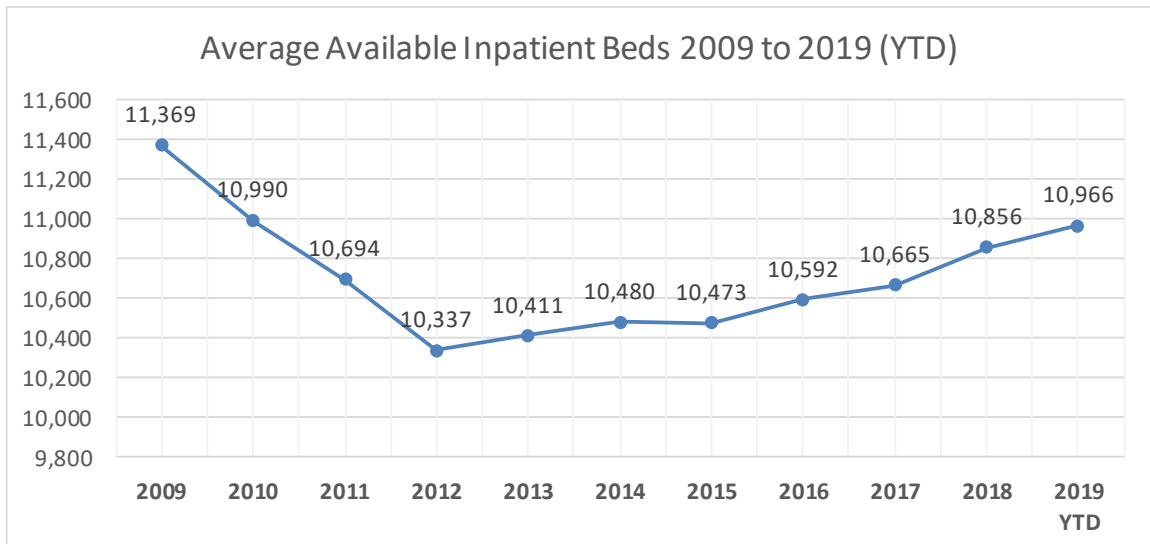
1.3.4 Hospital Groups

The current Hospital Group structure was established in 2013, with the Children's Hospital Group becoming Children's Health Ireland at the start of 2019. For the purposes of comparison and simplicity in navigating this report, hospitals are grouped as per the current Hospital Groups for all years. It should be noted that in the years from 2009–2013 these groupings did not have their current formal governance structures.

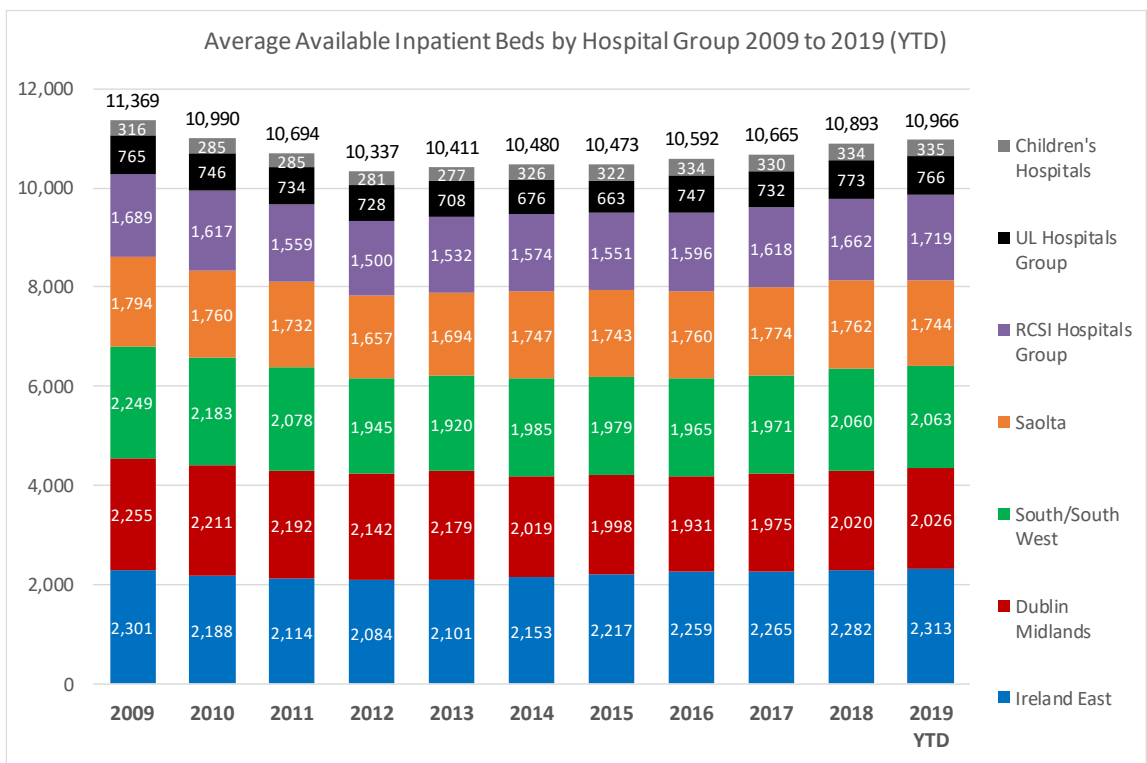
The seven Hospital Groups are Ireland East Hospital Group, Dublin Midlands Hospital Group, RCSI Hospitals Group, Saolta University Healthcare Group, South/South West Hospital Group, University of Limerick Hospitals Group, and Children's Health Ireland.

2. Inpatient beds by year 2009 – 2019

There was an average of 10,966 inpatient beds open during 2019 from January to July.

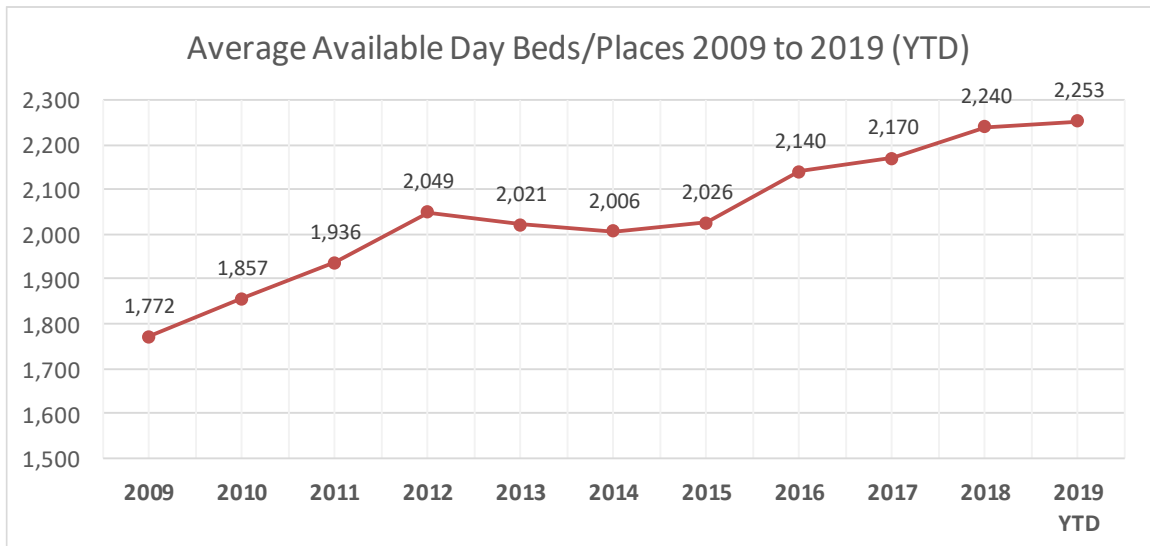


A breakdown of the average available inpatient beds by Hospital Group for the years 2009-2019 is shown below. A complete breakdown by Hospital site is provided in Appendix A.

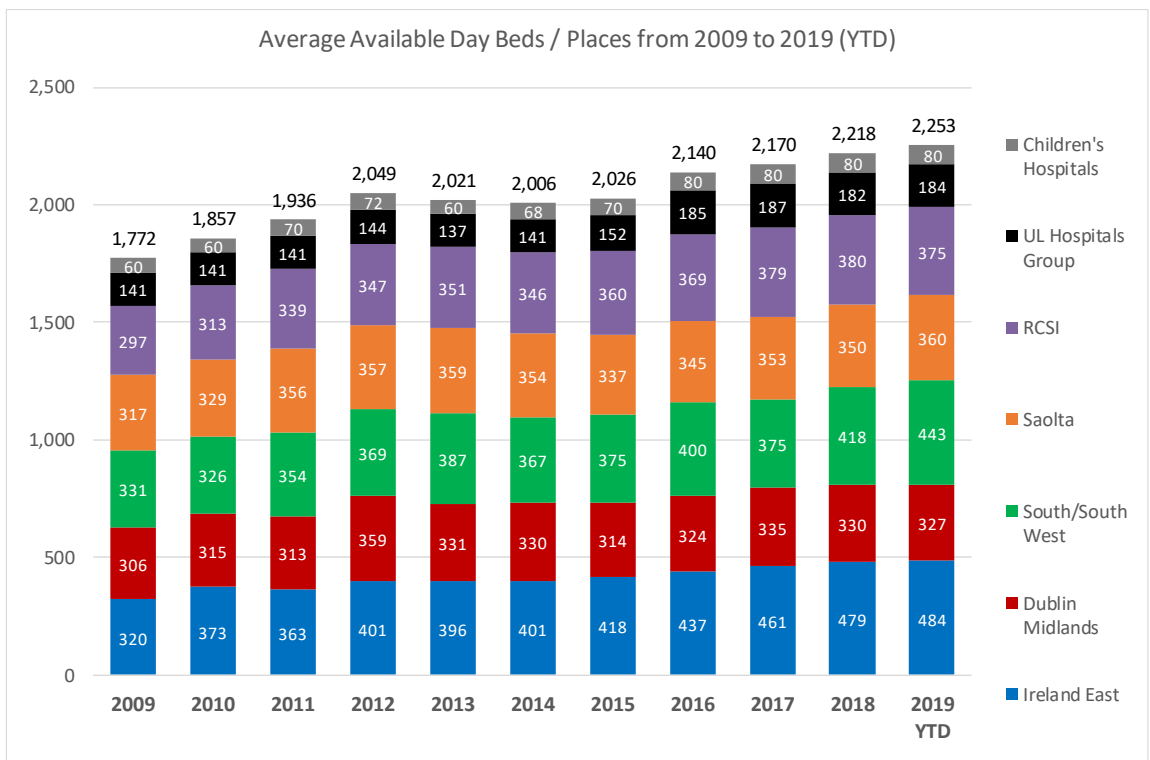


3. Day beds/places by year 2009 – 2019

There was an average of 2,253 day beds/places open during 2019 from January to July.

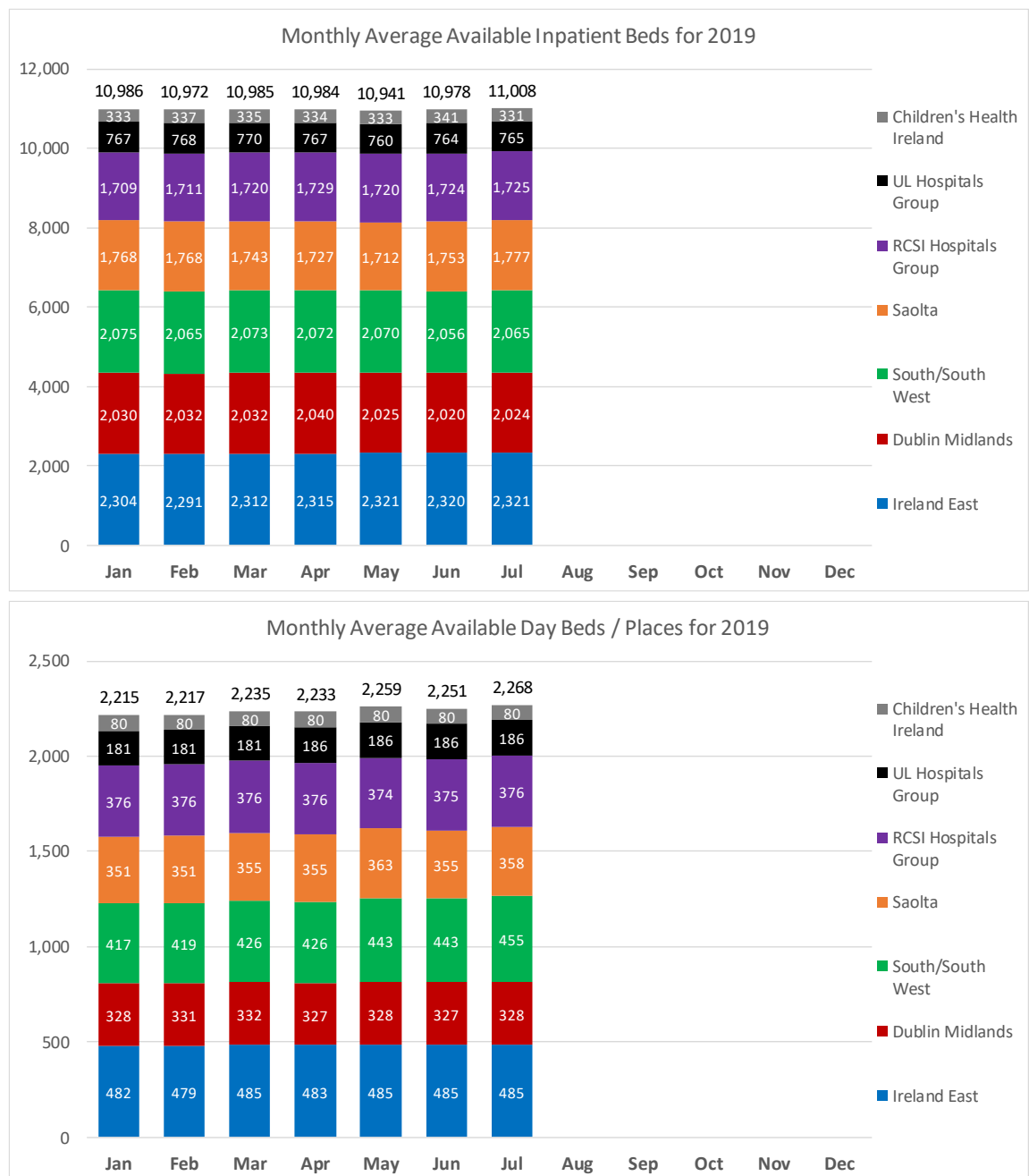


A breakdown of the average available day beds/places by Hospital Group for the years 2009-2019 is shown below. A complete breakdown by Hospital site is provided in Appendix A.



4. Inpatient and day beds/places by month for 2019

There were 11,008 inpatient beds and 2,268 day beds/places open in July 2019. A breakdown by month and Hospital Group is shown in the figures below. A complete breakdown by Hospital site is provided in Appendix A.



Appendix A. Available Beds Tables

Table 1. Available inpatient beds by year for 2009 – 2019 (YTD)

	2009	2010	2011	2012	2013	2014	2015	2016	2017	2018	2019 YTD
Children's Hospital Group	316	285	285	281	277	326	322	334	330	334	335
National Children's Hospital, Tallaght*	-	-	-	-	-	98	93	101	53	53	53
Our Lady's Children's Hospital, Crumlin	210	185	185	187	182	46	46	51	180	182	183
Temple Street Children's University Hospital	106	100	100	94	95	182	183	182	97	99	99
Dublin Midlands Hospital Group	2,255	2,211	2,192	2,142	2,179	2,019	1,998	1,931	1,975	2,014	2,026
Coombe Women and Infants University Hospital	187	184	187	186	187	187	189	189	189	201	201
Midlands Regional Hospital Portlaoise	140	140	138	137	138	137	136	135	135	135	135
Midlands Regional Hospital Tullamore	192	176	176	180	182	185	196	183	194	195	200
Naas General Hospital	211	203	194	184	191	208	186	185	185	188	189
St. James's Hospital	835	821	824	821	826	678	666	662	684	703	707
St. Luke's Radiation Oncology Network	156	155	142	132	151	160	160	160	160	160	160
Tallaght University Hospital	534	532	531	502	504	464	465	417	428	432	434
Ireland East Hospital Group	2,301	2,188	2,114	2,084	2,101	2,153	2,217	2,259	2,265	2,283	2,313
Cappagh National Orthopaedic Hospital	61	59	46	46	78	81	83	84	94	96	95
Mater Misericordiae University Hospital	572	567	539	525	526	544	564	605	592	594	597
Regional Hospital Mullingar	185	166	172	179	184	184	184	184	187	184	194
National Maternity Hospital	151	155	154	159	150	154	154	154	154	154	154
Our Lady's Hospital Navan	131	115	99	96	85	87	86	86	87	87	87
Royal Victoria Eye and Ear Hospital	35	45	30	25	22	21	21	21	23	25	25
St. Columcille's Hospital	114	107	106	103	105	103	102	100	106	108	113
St. Luke's General Hospital Kilkenny	259	220	217	227	230	243	243	210	205	211	217
St. Michael's Hospital	101	80	87	83	75	80	79	77	77	79	86
St. Vincent's University Hospital	482	482	483	460	461	461	491	521	521	521	520
Wexford General Hospital	210	192	181	181	185	195	209	217	219	224	225
RCSI Hospitals Group	1,689	1,617	1,559	1,500	1,532	1,574	1,551	1,596	1,618	1,662	1,719
Beaumont Hospital	635	630	601	590	604	631	623	620	653	669	669
St. Joseph's Hospital	34	-	-	-	-	-	-	-	-	-	-
Cavan General Hospital	203	228	228	239	254	247	240	240	241	242	242
Connolly Hospital	218	228	234	181	181	202	199	229	215	215	243
Louth County Hospital	110	57	7	6	2	2	2	2	2	2	2
Monaghan Hospital	31	-	-	-	-	-	-	-	-	-	-
Our Lady of Lourdes Hospital	288	304	319	314	316	317	318	336	338	365	394
Rotunda Hospital	170	170	170	170	175	175	169	169	169	169	169
Saolta University Health Care Group	1,794	1,760	1,732	1,657	1,694	1,747	1,743	1,760	1,774	1,752	1,744
Galway University Hospitals	674	617	614	608	631	644	644	640	649	635	626
Letterkenny University Hospital	306	308	302	301	312	314	310	321	330	330	330
Mayo University Hospital	271	264	265	266	269	281	281	277	277	269	269
Portiuncula University Hospital	185	172	155	168	168	169	169	168	168	168	168
Roscommon University Hospital	88	81	78	59	63	63	61	63	63	62	62
Sligo University Hospital	270	318	318	255	251	276	278	291	287	288	289
South/South West Hospital Group	2,249	2,183	2,078	1,945	1,920	1,985	1,979	1,965	1,971	2,037	2,063
Bantry General Hospital	69	62	50	50	50	50	49	50	50	50	50
Cork University Hospital	500	497	502	507	525	526	523	731	748	796	628
Cork University Maternity Hospital**	185	185	184	182	183	185	185	-	-	-	185
Lourdes Orthopaedic Hospital Kilcreene	38	31	23	23	23	28	28	30	29	19	20
Mallow General Hospital	76	76	67	66	54	54	54	54	54	54	54
Mercy University Hospital	204	197	194	176	181	204	199	198	194	198	199
South Infirmary Victoria University Hospital	170	164	149	137	116	116	117	116	107	105	100
South Tipperary General Hospital	215	216	207	173	163	166	167	167	169	178	177
St. Mary's Hospital - Gurranebraher	90	88	61	-	-	-	-	-	-	-	-
University Hospital Kerry	261	248	227	225	225	225	225	228	228	233	244
University Hospital Waterford	441	419	414	406	400	431	432	391	392	404	406
UL Hospitals Group	765	746	734	728	708	676	663	747	732	774	766
Croom Orthopaedic Hospital	67	64	59	54	53	35	27	41	42	42	42
Ennis Hospital	54	54	54	55	56	50	50	50	50	50	50
Nenagh Hospital	52	52	52	49	50	48	48	48	47	48	49
St. John's Hospital Limerick	73	73	69	68	83	87	79	80	70	88	87
University Hospital Limerick	420	404	401	403	367	354	357	426	421	444	436
University Maternity Hospital Limerick	99	99	99	99	99	102	102	102	102	102	102
National Total	11,369	10,990	10,694	10,337	10,411	10,480	10,473	10,592	10,665	10,856	10,966

*Beds in National Children's Hospital at Tallaght University Hospital counted as part of the Tallaght University Hospital total until 2014

**Beds in Cork University Maternity Hospital counted as part of Cork University Hospital from 2016-2018

Table 2. Available day beds/places by year for 2009 – 2019 (YTD)

	2009	2010	2011	2012	2013	2014	2015	2016	2017	2018	2019 YTD
Children's Hospital Group	60	60	70	72	60	68	70	80	80	80	80
National Children's Hospital, Tallaght*	-	-	-	-	-	6	6	10	10	10	10
Our Lady's Children's Hospital, Crumlin	38	38	38	38	38	38	38	44	44	44	44
Temple Street Children's University Hospital	22	22	32	34	22	24	26	26	26	26	26
Dublin Midlands Hospital Group	306	315	313	359	331	330	314	324	335	328	327
Coombe Women and Infants University Hospital	26	26	26	26	26	26	26	26	26	18	18
Midlands Regional Hospital Portlaoise	9	10	10	12	14	14	15	17	17	17	16
Midlands Regional Hospital Tullamore	47	60	59	66	67	67	67	67	71	74	73
Naas General Hospital	18	18	18	18	18	18	18	18	18	18	18
St. James's Hospital	117	108	109	109	109	109	103	106	112	112	112
St. Luke's Radiation Oncology Network	20	20	20	20	20	20	12	20	19	18	18
Tallaght University Hospital	69	73	71	108	77	76	73	70	72	71	72
Ireland East Hospital Group	320	373	363	401	396	401	418	437	461	476	484
Cappagh National Orthopaedic Hospital	26	25	26	35	35	32	39	54	54	62	59
Mater Misericordiae University Hospital	65	66	65	73	69	69	85	85	85	85	85
Regional Hospital Mullingar	13	26	13	13	13	16	16	16	16	17	17
National Maternity Hospital	6	14	14	14	14	14	14	14	14	14	14
Our Lady's Hospital Navan	16	16	20	17	16	16	16	16	16	16	16
Royal Victoria Eye and Ear Hospital	18	20	20	20	20	20	20	20	24	27	27
St. Columcille's Hospital	8	8	8	8	8	8	8	8	8	7	7
St. Luke's General Hospital Kilkenny	14	18	13	21	21	25	25	28	28	35	46
St. Michael's Hospital	13	23	24	20	20	20	20	20	20	20	20
St. Vincent's University Hospital	111	118	121	141	141	142	141	141	141	138	138
Wexford General Hospital	30	39	39	39	39	39	34	35	55	55	55
RCSI Hospitals Group	297	313	339	347	351	346	360	369	379	380	375
Beaumont Hospital	112	135	149	149	149	146	146	147	155	159	159
St. Joseph's Hospital	14	-	-	-	-	-	-	-	-	-	-
Cavan General Hospital	46	46	56	61	61	61	70	71	71	71	70
Connolly Hospital	48	48	45	45	45	45	53	53	53	53	49
Louth County Hospital	13	22	27	27	28	28	28	28	28	25	25
Monaghan Hospital	23	23	23	23	23	23	23	23	23	23	23
Our Lady of Lourdes Hospital	31	29	29	32	36	34	34	33	34	34	34
Rotunda Hospital	10	10	10	10	9	9	15	15	15	15	15
Saolta University Health Care Group	317	329	356	357	359	354	337	345	353	355	360
Galway University Hospitals	139	139	149	150	142	142	144	128	124	119	118
Letterkenny University Hospital	69	68	68	67	69	69	69	69	69	72	72
Mayo University Hospital	32	34	30	29	30	22	22	35	35	35	35
Portlinculla University Hospital	25	35	30	30	30	29	30	30	30	30	30
Roscommon University Hospital	12	13	12	14	21	23	23	31	37	36	39
Sligo University Hospital	40	40	67	67	67	69	49	52	58	63	66
South/South West Hospital Group	331	326	354	369	387	367	375	400	375	440	443
Bantry General Hospital	6	6	14	10	10	10	10	9	9	9	13
Cork University Hospital	58	59	58	65	101	98	97	94	82	108	108
Mallow General Hospital	5	5	5	5	10	10	10	10	10	10	10
Mercy University Hospital	59	56	58	59	59	51	55	55	51	51	51
South Infirmary Victoria University Hospital	51	51	51	59	37	37	37	37	37	59	59
South Tipperary General Hospital	27	25	25	25	24	25	25	24	24	21	24
University Hospital Kerry	37	37	42	43	43	43	43	56	56	64	59
University Hospital Waterford	88	87	101	103	103	93	98	115	106	118	119
UL Hospitals Group	141	141	141	144	137	141	152	185	187	181	184
Croom Orthopaedic Hospital	10	10	10	10	10	16	17	16	15	15	15
Ennis Hospital	13	13	13	16	17	17	19	19	19	19	19
Nenagh Hospital	11	11	11	11	18	25	26	26	26	20	20
St. John's Hospital Limerick	10	10	10	10	10	10	10	10	10	10	10
University Hospital Limerick	97	97	97	97	82	73	80	114	117	117	120
National Total	1,772	1,857	1,936	2,049	2,021	2,006	2,026	2,140	2,170	2,240	2,253

*Beds in National Children's Hospital at Tallaght University Hospital counted as part of the Tallaght University Hospital total until 2014

Table 3. Available inpatient beds by month in 2019

	Jan	Feb	Mar	Apr	May	Jun	Jul	Aug	Sep	Oct	Nov	Dec
Children's Health Ireland	333	337	335	334	333	341	331					
CHI at Our Lady's Children's Hospital, Crumlin	181	183	183	181	181	189	179					
CHI at Tallaght University Hospital	53	53	53	53	53	53	53					
CHI at Temple Street Children's University Hospital	99	101	99	100	99	99	99					
Dublin Midlands Hospital Group	2,030	2,032	2,032	2,040	2,025	2,020	2,024					
Coombe Women and Infants University Hospital	201	201	201	201	201	201	201					
Midlands Regional Hospital Portlaoise	135	135	135	135	135	135	135					
Midlands Regional Hospital Tullamore	199	199	199	199	199	199	205					
Naas General Hospital	195	195	195	195	195	189	189					
St. James's Hospital	706	708	709	710	707	702	705					
St. Luke's Radiation Oncology Network	160	160	160	160	160	160	160					
Tallaght University Hospital	434	434	433	440	434	434	429					
Ireland East Hospital Group	2,304	2,291	2,312	2,315	2,321	2,320	2,321					
Cappagh National Orthopaedic Hospital	91	79	99	99	99	99	99					
Mater Misericordiae University Hospital	597	597	597	597	597	597	598					
Regional Hospital Mullingar	194	194	194	194	194	194	194					
National Maternity Hospital	154	154	154	154	154	154	154					
Our Lady's Hospital Navan	87	87	87	87	87	87	87					
Royal Victoria Eye and Ear Hospital	25	25	25	25	25	25	25					
St. Columcille's Hospital	108	108	108	112	116	117	116					
St. Luke's General Hospital Kilkenny	217	217	217	217	217	217	217					
St. Michael's Hospital	86	85	86	85	87	85	85					
St. Vincent's University Hospital	520	520	520	520	520	520	521					
Wexford General Hospital	225	225	225	225	225	225	225					
RCSI Hospitals Group	1,709	1,711	1,720	1,729	1,720	1,724	1,725					
Beaumont Hospital	670	663	666	675	671	670	671					
Cavan General Hospital	242	242	242	242	242	242	242					
Connolly Hospital	243	243	243	243	243	243	243					
Louth County Hospital	2	2	2	2	2	2	2					
Monaghan Hospital												
Our Lady of Lourdes Hospital	383	392	398	398	393	398	398					
Rotunda Hospital	169	169	169	169	169	169	169					
Saolta University Health Care Group	1,768	1,768	1,743	1,727	1,712	1,753	1,777					
Galway University Hospitals	642	642	616	600	600	631	652					
Letterkenry University Hospital	330	330	330	330	323	333	336					
Mayo University Hospital	277	277	277	277	269	269	269					
Portiuncula University Hospital	168	168	168	168	168	168	168					
Roscommon University Hospital	63	63	63	63	63	63	63					
Sligo University Hospital	288	288	289	289	289	289	289					
South/South West Hospital Group	2,075	2,065	2,073	2,072	2,070	2,056	2,065					
Bantry General Hospital	50	50	50	50	50	50	50					
Cork University Hospital	628	627	629	628	628	626	628					
Cork University Maternity Hospital	185	185	185	185	185	185	185					
Lourdes Orthopaedic Hospital Kilcreene	20	20	20	20	20	20	20					
Mallow General Hospital	54	54	54	54	54	54	54					
Mercy University Hospital	199	199	199	199	199	199	199					
South Infirmary Victoria University Hospital	98	87	109	109	107	95	102					
South Tipperary General Hospital	178	178	176	176	176	176	176					
University Hospital Kerry	257	259	245	245	245	245	245					
University Hospital Waterford	406	406	406	406	406	406	406					
UL Hospitals Group	767	768	770	767	760	764	765					
Croom Orthopaedic Hospital	42	42	43	42	41	43	43					
Ennis Hospital	50	50	50	50	50	50	50					
Nenagh Hospital	48	49	49	49	49	49	49					
St. John's Hospital Limerick	88	88	88	89	82	88	88					
University Hospital Limerick	437	437	438	435	436	433	433					
University Maternity Hospital Limerick	102	102	102	102	102	101	102					
National Total	10,986	10,972	10,985	10,984	10,941	10,978	11,008					

Table 4. Available day beds/places by month in 2019

	Jan	Feb	Mar	Apr	May	Jun	Jul	Aug	Sep	Oct	Nov	Dec
Children's Health Ireland	80	80	80	80	80	80	80					
CHI at Our Lady's Children's Hospital, Crumlin	44	44	44	44	44	44	44					
CHI at Tallaght University Hospital	10	10	10	10	10	10	10					
CHI at Temple Street Children's University Hospital	26	26	26	26	26	26	26					
Dublin Midlands Hospital Group	328	331	332	327	328	327	328					
Coombe Women and Infants University Hospital	18	18	18	18	18	18	18					
Midlands Regional Hospital Portlaoise	13	17	17	17	17	16	17					
Midlands Regional Hospital Tullamore	74	74	74	74	74	74	74					
Naas General Hospital	18	18	18	18	18	18	18					
St. James's Hospital	112	112	112	112	112	112	112					
St. Luke's Radiation Oncology Network	22	18	18	18	18	18	18					
Tallaght University Hospital	71	74	75	70	71	71	71					
Ireland East Hospital Group	482	479	485	483	485	485	485					
Cappagh National Orthopaedic Hospital	57	54	60	60	60	60	60					
Mater Misericordiae University Hospital	85	85	85	85	85	85	85					
Regional Hospital Mullingar	17	17	17	17	17	17	17					
National Maternity Hospital	14	14	14	14	14	14	14					
Our Lady's Hospital Navan	16	16	16	16	16	16	16					
Royal Victoria Eye and Ear Hospital	27	27	27	25	27	27	27					
St. Columcille's Hospital	7	7	7	7	7	7	7					
St. Luke's General Hospital Kilkenny	46	46	46	46	46	46	46					
St. Michael's Hospital	20	20	20	20	20	20	20					
St. Vincent's University Hospital	138	138	138	138	138	138	138					
Wexford General Hospital	55	55	55	55	55	55	55					
RCSI Hospitals Group	376	376	376	376	374	375	376					
Beaumont Hospital	159	159	159	159	159	159	159					
Cavan General Hospital	71	71	71	71	69	70	71					
Connolly Hospital	49	49	49	49	49	49	49					
Louth County Hospital	25	25	25	25	25	25	25					
Monaghan Hospital	23	23	23	23	23	23	23					
Our Lady of Lourdes Hospital	34	34	34	34	34	34	34					
Rotunda Hospital	15	15	15	15	15	15	15					
Saolta University Health Care Group	351	351	355	355	363	355	358					
Galway University Hospitals	118	118	119	119	119	114	119					
Letterkenry University Hospital	67	67	67	67	72	72	72					
Mayo University Hospital	35	35	35	35	35	35	35					
Portiuncula University Hospital	30	30	30	30	30	30	30					
Roscommon University Hospital	35	35	38	38	41	38	36					
Sligo University Hospital	66	66	66	66	66	66	66					
South/South West Hospital Group	417	419	426	426	443	443	455					
Bantry General Hospital	9	9	9	9	13	13	13					
Cork University Hospital	108	108	108	108	108	108	108					
Cork University Maternity Hospital												
Lourdes Orthopaedic Hospital Kilcreene												
Mallow General Hospital	10	10	10	10	10	10	10					
Mercy University Hospital	51	51	51	51	51	51	51					
South Infirmary Victoria University Hospital	37	37	37	37	59	59	59					
South Tipperary General Hospital	20	22	22	22	25	25	25					
University Hospital Kerry	63	63	70	70	58	58	70					
University Hospital Waterford	119	119	119	119	119	119	119					
UL Hospitals Group	181	181	181	186	186	186	186					
Croom Orthopaedic Hospital	15	15	15	15	15	15	15					
Ennis Hospital	19	19	19	19	19	19	19					
Nenagh Hospital	20	20	20	20	20	20	20					
St. John's Hospital Limerick	10	10	10	10	10	10	10					
University Hospital Limerick	117	117	117	122	122	122	122					
University Maternity Hospital Limerick												
National Total	2,215	2,217	2,235	2,233	2,259	2,251	2,268					

Appendix B. Winter Plan 2018/2019 Beds

Table 5. Acute beds opening under the Winter Plan 2018/2019

Description	Target beds	Beds open	Status
Cork University Hospital	5	5	Open
South Infirmary Victoria University Hospital	3	3	Open
St. Columcille's Hospital	8	8	Open
Tallaght University Hospital	6	6	Open
Connolly Hospital	20	20	Open
Galway University Hospital	4	4	Open
Merlin Park University Hospital	4	4	Open
University Hospital Waterford	6	6	Open
Midlands Regional Hospital Tullamore	6	6	Open
University Hospital Limerick (old SAU)	5	5	Open
University Hospital Limerick (Cardiology)	3	3	Open
Letterkenny University Hospital	5	5	Open
	75	75	
