

## Report of the profile of COVID-19 cases in healthcare workers in Ireland

**week 32 (02/08/2020-08/08/2020) - week 51 (13/12/2020-19/12/2020)**

Report prepared by HPSC on 22/12/2020

This report includes data on healthcare worker (HCW) cases of COVID-19 (all case classifications – confirmed, probable, possible) notified to the national infectious disease surveillance system (CIDR) from week 32 (02/08/2020 – 08/08/2020) to week 51 (13/12/2020-19/12/2020). Appendix A provides a summary of HCW cases of COVID-19 since the pandemic commenced in Ireland from week 10 (01/03/2020- 07/03/2020) to week 51 (13/12/2020-19/12/2020). CIDR is a dynamic information system and data are continuously validated and updated.

### Healthcare worker definition

Healthcare worker status is determined both by self-classification and workplace. The definition includes anyone who self identifies as a HCW irrespective of where they work. In addition, all staff that work in any healthcare facility (includes cleaners, household staff etc.) are classified as HCWs. The category includes healthcare workers employed both by public and private providers.

### Summary

**Table 1:** Summary of healthcare worker COVID-19 cases notified to HPSC, week 32 – week 51, Ireland, (n=4,383)

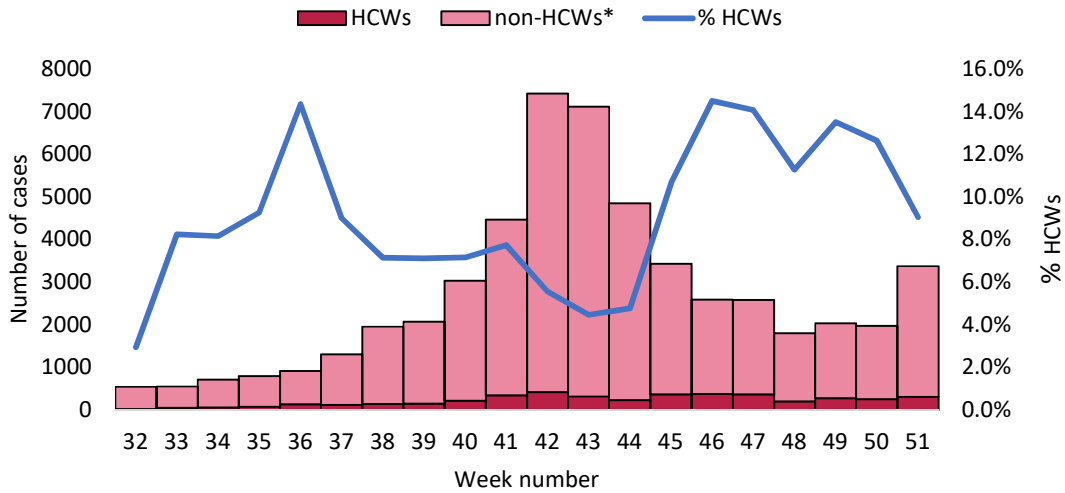
Characteristic of HCW COVID-19 cases	Number	%
<b>Total number of COVID-19 cases</b>	53,482	-
<b>Total number of HCW cases</b>	4,383	8.2%
<b>Median age (IQR<sup>^</sup>)</b>	40 (30-50) years	-
<b>Total number hospitalised</b>	103	2.3%
<b>The median age (IQR) of hospital inpatient</b>	43 (32-55) years	
<b>Total number admitted to intensive care units (ICU)</b>	7	6.8%*
<b>The median age (IQR) of HCW in ICU</b>	48 (43-54) years	-
<b>Total number of deaths</b>	0	0.0%

<sup>^</sup> Interquartile range. \*This relates to hospitalised cases and is 0.1% of all HCW cases.

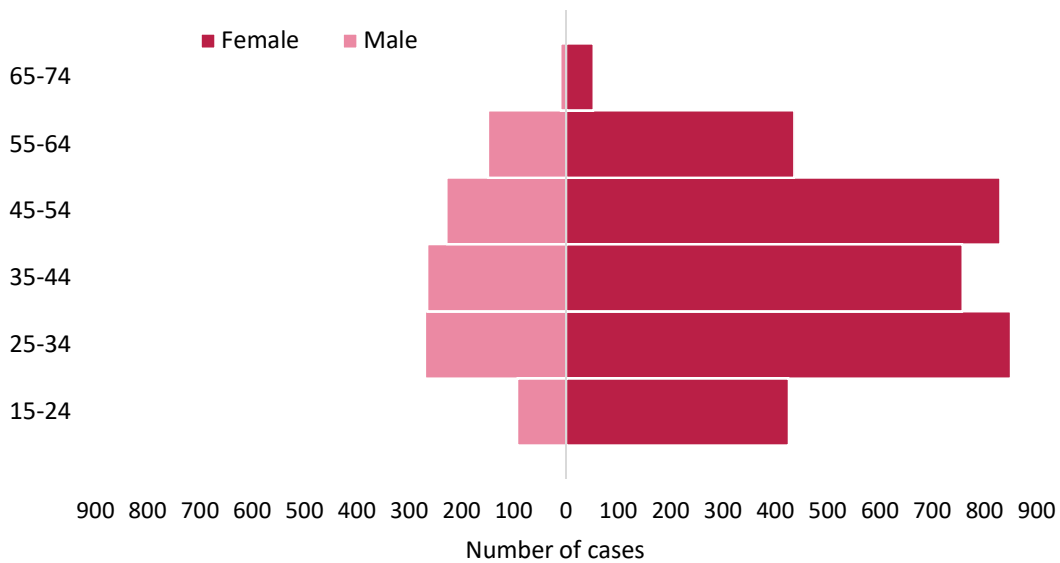
From week 32 to week 51, there was a total of 53,482 COVID-19 cases reported to the national surveillance system (CIDR), 4,383 (8.2%) were healthcare workers (HCWs).

For the period from week 32 to week 51, the median age of HCW COVID-19 cases is 40 years (range 17-73 years). The number of female cases is disproportionately high (76.4%) among HCW COVID-19

cases compared to non-HCW COVID-19 cases (48.2%), most likely due to some HCW specialities e.g. nursing, being female dominated. The HSE region with the largest proportion of HCW cases is HSE East (41.3%).



**Figure 1:** Healthcare worker and non-health care worker COVID-19 cases and the proportion of weekly cases identified as HCWs, notified to HPSC, week 32 – week 51, Ireland, (n=53,482)  
 \*includes non-healthcare workers (n= 43,006) and cases with no information on HCW status (n=6,093)



**Figure 2:** Distribution of healthcare worker COVID-19 cases notified to HPSC, by sex and age group, week 32- week 51, Ireland, (n= 4,369) \*  
 \* Sex or age group was not available for 14 cases.

Of the 4,383 HCW COVID-19 cases notified to HPSC between week 32 and week 51, 305 (7.0%) cases were reported in week 51.

**Table 2:** Health care worker COVID-19 cases notified to HPSC, by sex, age-group, HSE area and underlying clinical conditions, week 32- week 51, Ireland, (n=4,383)

		Number of HCW cases (n=4,383)	Proportion of all HCW cases (%)
Sex	Female	3,349	76.4
Age-group (years)	15-24	519	11.8
	25-34	1,127	25.7
	35-44	1,026	23.4
	45-54	1,062	24.2
	55-64	585	13.5
	65-74	63	1.4
	Unknown	1	0.0
HSE area	HSE E	1,808	41.2
	HSE M	301	6.9
	HSE MW	305	7.0
	HSE NE	554	12.6
	HSE NW	399	9.1
	HSE SE	317	7.2
	HSE S	416	9.5
	HSE W	283	6.5
Underlying clinical conditions	Yes	1,105	25.2
	No	3,138	71.6
	Unknown	140	3.2

**Table 3:** Healthcare worker COVID-19 cases notified to HPSC, by HCW role and work location, week 32 - week 51, Ireland, (n=4,383)

		Number of HCW cases	Proportion of all HCW cases (%)
HCW Role	Nurse	1,091	24.8
	Healthcare assistant	1,039	23.6
	Admin/Clerical worker	245	5.6
	Doctor	221	5.0
	Catering/Kitchen worker	164	3.7
	Cleaning/household staff	121	2.8
	Social worker	115	2.6
	Pharmacy worker	113	2.6
	Homecare	64	1.5
	Physiotherapist	57	1.3
	Other HCW	550	12.7
	Unknown	603	13.8
Location of HCW role	Acute Hospital	1,495	34.1
	Nursing Home	1,028	23.4
	Community services	372	8.5
	Community Hospital/LSU	166	3.8
	Centre for Disabilities	163	3.7
	Mental Health Facility	66	1.5
	GP surgery	65	1.5
	Hospice	21	0.5
	Homeless - hub/hostel/hotel	18	0.4
	Other HCW place of work	364	8.3
	Unknown	625	14.3

**Table 4:** Healthcare worker COVID-19 cases notified to HPSC, by ethnicity and country of birth, week 32- week 51, Ireland, (n=4,383)

		Number of HCW cases	Proportion of all HCW cases (%)
Ethnicity	White	2,521	57.5
	Indian subcontinent	336	7.6
	Black African	230	5.3
	Mixed background	35	0.8
	Roma	20	0.5
	Black other	18	0.4
	Chinese	13	0.3
	Other	224	5.1
	Unknown	986	22.5
Country of birth	Ireland	1,933	44.1
	India	278	6.3
	Philippines	174	4.0
	Nigeria	131	3.0
	Poland	71	1.6
	United Kingdom	65	1.5
	Romania	51	1.2
	Other countries	416	9.5
	Unknown	1,264	28.8

### Cases linked to outbreaks

Of all HCW COVID-19 cases reported between week 32 and week 51, 2,713 (61.9%) were linked to outbreaks. During week 51 108 (35.4%) HCW COVID-19 cases were linked to outbreaks. Data are continuously validated and updated, therefore further reported cases may be linked to outbreaks.

**Table 5:** COVID-19 cases in HCW notified to HPSC, linked to outbreaks by outbreak location, week 32 - week 51, Ireland, (n=4,383)

Outbreak location	Number of HCW cases	Proportion of all HCW cases (%)
Nursing home	758	17.3
Private house	753	17.2
Hospital	713	16.3
Residential institution	166	3.8
Other healthcare service	54	1.2
Community outbreak	53	1.2
Workplace	44	1.0
Comm. Hosp/Long-stay unit	39	0.9
Extended family	39	0.9
Social gathering	26	0.6
Other	68	1.5
Not linked to an outbreak	1,670	38.1

### Mode of transmission

**Table 6:** Healthcare worker COVID-19 cases notified to HPSC, by mode of transmission, week 32 - week 51, Ireland, (n=4,383)

Mode of transmission	Number of HCW cases	Proportion of all HCW cases (%)
Healthcare setting acquired: staff	1,558	35.6
Close contact with a known confirmed case	1,286	29.3
Community transmission	935	21.3
Healthcare setting acquired: patient	126	2.8
Travel related	46	1.1
Under investigation	432	9.9

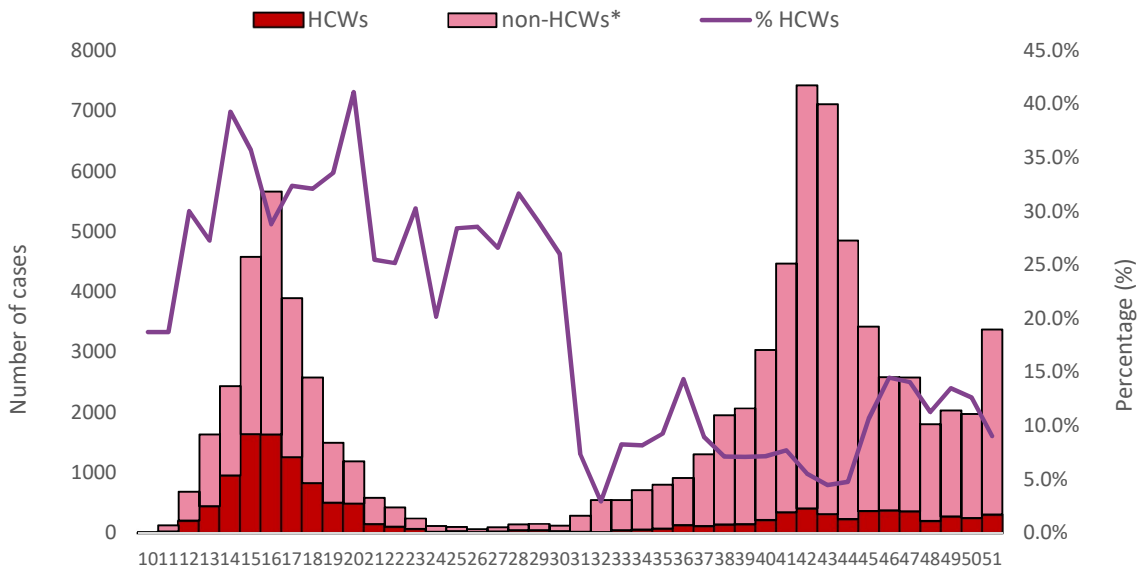
**Appendix A**

**Table A:** Summary of healthcare worker COVID-19 cases notified to HPSC, week 10 - week 51, Ireland, (n= 12,929)

Characteristic of HCW COVID-19 cases	Number	%
Total number of COVID-19 cases	80,099	-
Total number of HCW cases	12,929	16.1%
Median age (IQR)	40 (31-50) years	-
Total number hospitalised	418	3.2%
The median age (IQR) of hospital inpatient	45.5 (34-54) years	
Total number admitted to ICU	61	14.6%*
The median age (IQR) of HCW in ICU	51 (44-59) years	-
Total number of deaths	8**	0.06
The median age (range) for deaths	54 (30-68) years	-

\*This relates to hospitalised cases and it is 0.5% of all HCW cases.

\*\*Seven confirmed and 1 probable COVID-19 case.



\*includes non-healthcare workers (n= 57,244) and cases with no information on HCW status (n= 9,926)

**Figure A:** Healthcare worker and non-health care worker COVID-19 cases notified to HPSC, week 10 - week 51, Ireland, (n=80,099)

## **Acknowledgements**

Sincere thanks are extended to all those who are participating in the collection of data and reporting of data used in these reports. This includes the HSE COVID-19 Contact Management Programme (CMP), staff in ICU units, notifying clinicians, laboratory staff, public health doctors, nurses, surveillance scientists, microbiologists and administrative staff.