



Epidemiology of COVID-19 Outbreaks/Clusters in Ireland

Weekly Report

Prepared by HPSC on 18th January 2021

Week 2 2021 (week ending 16th January 2021)

Note: Data are provisional

This report includes data extracted from CIDR on 18th January 2021 at 09:15am and includes COVID-19 outbreaks notified on CIDR up to midnight 16/01/2021.

Total Number of COVID-19 outbreaks notified since week 10 (01/03/2020) onwards	11,275
Number of COVID-19 outbreaks notified from week 32 (02/08/2020) onwards	9,009
Number of COVID-19 outbreaks notified since week 32: OPEN	6,377
Number of COVID-19 outbreaks notified since week 32: CLOSED	2,632
Number of COVID-19 outbreaks notified in week 2 2021	293

Waves (weeks)	Dates
Wave 1 (weeks 10-31)	01/03/2020 – 01/08/2020
Wave 2 (week 32-47)	02/08/2020 – 21/11/2020
Wave 3 (week 48 onwards)	22/11/2020 onwards

Due to the surge in case numbers in recent days, there is a delay in reporting of outbreaks to the national surveillance system (CIDR) and the linking of cases to outbreaks. Therefore, the number of outbreaks and linked cases in this report are likely to be underestimates.

The COVID-19 outbreak definition is available in appendix 2 of this report and on the HPSC website at: <https://www.hpsc.ie/a-z/respiratory/coronavirus/novelcoronavirus/casedefinitions/covid-19outbreakcasedefinitionforireland/>

Please note COVID-19 outbreaks and cases are continuously validated/updated on Ireland's national Computerised Infectious Disease Reporting System (CIDR).

Sincere thanks are extended to all those who are participating in the collection of data and reporting of data used in these reports. This includes the HSE COVID-19 Contact Management Programme (CMP), staff in ICU units, notifying clinicians, laboratory staff, public health doctors, nurses, surveillance scientists, microbiologists and administrative staff.

Note: Data are provisional

Summary (week 32 2020 to week 2 2021)

9,009 outbreaks have been reported from week 32 onwards (week beginning 02/08/2020; the second wave of COVID-19 infection in Ireland) and key outbreak locations are as follows:

- 6,561 (73%) were in private houses
- 194 (2.2%) were reported in hospitals
- 228 (2.5%) were reported in nursing homes
- 262 (2.9%) were reported in residential institutions
- 1,764 (18%) were reported in a range of other settings, including workplaces (n=369; 4.1%), restaurant/cafés (n=60; 0.7%) and travel/transport related settings (n=49; 0.5%). See Table 1 for further details.

2,632 outbreaks have been closed and 6,377 outbreaks are open (See appendix 1 for breakdown of outbreaks by location and outbreak status. Note that it is common practice not to close private house outbreaks on CIDR due to the large volume of outbreaks in this category.)

11,275 COVID-19 outbreaks have been reported in Ireland since week 10 2020 (Figure 1).

Summary (week 2, 2021)

In **week 2** 2021, there were **293** COVID-19 outbreaks notified.

- The overall number of outbreaks notified in week 2 increased by 73 compared to week 1
- There were 37 new acute hospital outbreaks reported this week
- There were 44 nursing home and four community hospital/long stay unit outbreaks notified in week 1
- There were 76 residential institution outbreaks reported
- Twenty-two outbreaks were associated with childcare facilities or with school children +/- school staff in week 2
- There was one travel or transport-associated outbreaks
- There were 41 workplace outbreaks notified, locations are summarised in the workplaces section of this report
- The remaining 72 outbreaks included community outbreaks (n=6), private houses* (n=10), extended family (n=10), Religious/other ceremony (n=1), retail (n=6), social gatherings (n=1), personal grooming service (n=3), hotel (n=1), restaurant/café (n=4) and other healthcare services (n=25) and other (n=4)

*Public Health link cases to outbreaks and report these to HPSC. This process is taking longer with the recent surge in case numbers. Public Health are prioritising reporting of outbreaks in key settings e.g. RCFs, hospitals. Therefore, the number of private house outbreaks is underestimated.

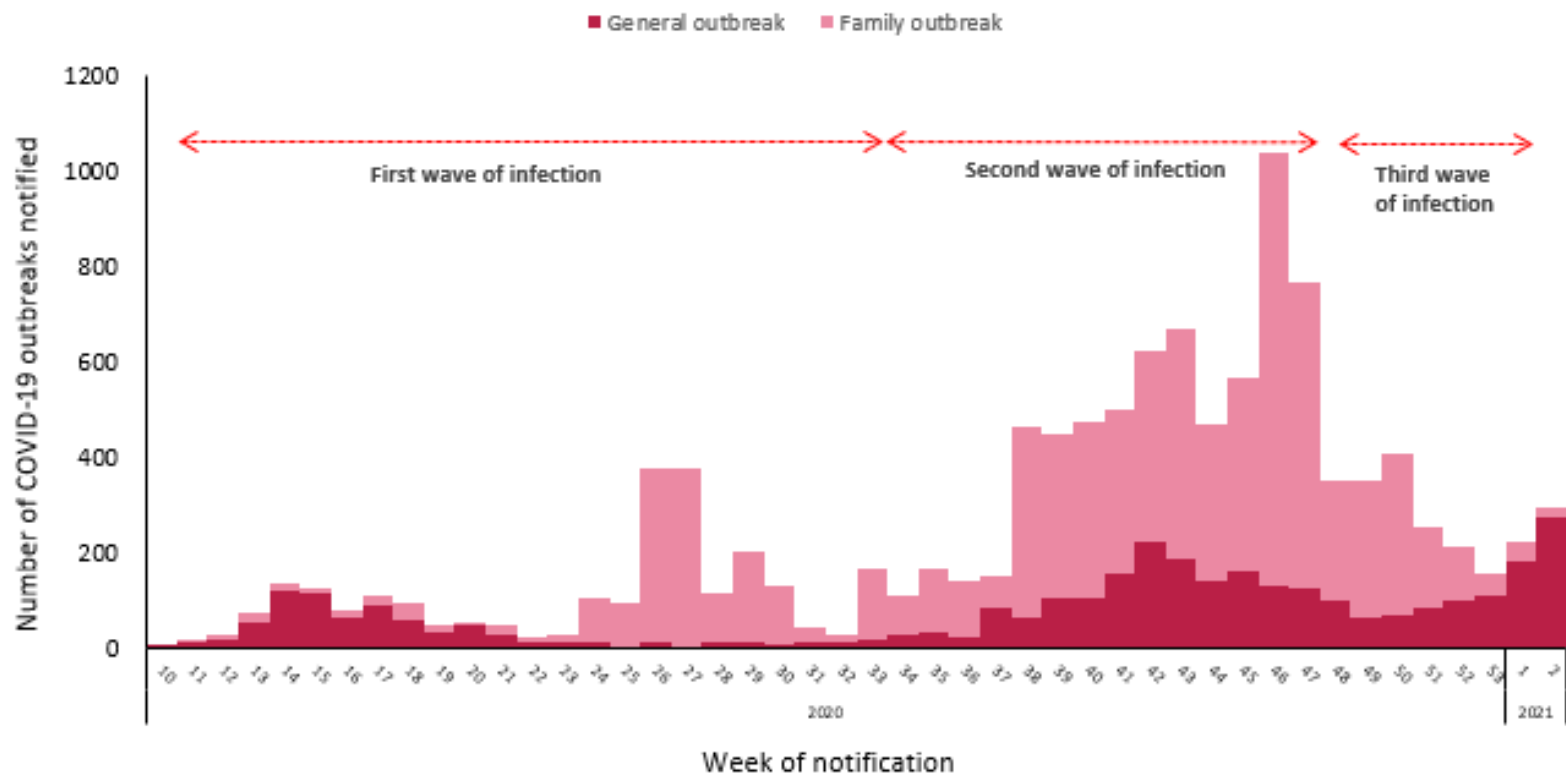


Figure 1: Epi-curve of COVID-19 outbreaks in all settings notified in Ireland by week of notification and outbreak type (see technical note 5) to midnight on 16/01/2021, N=11,275. *Data source: CIDR*

Dashed red arrows indicate the timeline of the first, second and third waves of COVID-19 infection in Ireland (Second wave of infection commenced in week 32; week beginning 02/08/2020 and the third wave commenced in week 48 (22/11/2020)).

***Note:** Family outbreaks reported in July 2020 were composed largely of late notified outbreaks from the period March to May 2020.

Note: Data are provisional

Table 1: Number of COVID-19 outbreaks notified in Ireland by outbreak location and by week of notification from 02/08/2020 to midnight on 16/01/2021, and difference in number of outbreaks notified in week 2 2021 compared to the previous week, N=9,009

Outbreak location	Week of Outbreak Notification									Difference in number of outbreaks notified since last week	Total (Week 32-2)**
	2020							2021			
	32-47	48	49	50	51	52	53	1	2		
Hospital	75	9	7	9	9	9	23	16	37	+21	194
Nursing home	78	6	5	3	9	12	22	49	44	-5	228
Community Hospital / Long-stay unit	2	1	0	1	0	1	1	6	4	-2	16
Residential institution	101	4	6	3	8	5	10	49	76	+27	262
Community outbreak	182	6	1	4	8	5	0	0	6	+6	212
Other healthcare services	22	1	1	3	3	2	2	9	25	+16	68
Hotel	9	0	0	1	0	2	0	0	1	+1	13
Guest house/ B&B	1	0	0	0	0	0	0	0	0	0	1
Restaurant / Cafe	41	2	0	0	0	4	7	2	4	+2	60
Public house	17	1	0	0	0	1	3	2	0	-2	24
Social gathering	51	1	0	2	1	4	1	1	1	0	62
Retail outlet	20	2	4	0	0	1	2	6	6	0	41
Workplace	243	19	8	9	5	9	10	25	41	+16	369
Travel related	26	1	1	2	2	3	0	0	0	0	35
Transport	10	0	1	0	0	2	0	0	1	+1	14
Private house: family outbreaks	5034	238	278	327	161	101	40	18	10	-8	6207
Private house: general outbreaks	288	23	9	6	9	8	9	2	0	-2	354
Extended family	154	9	8	13	10	11	6	22	10	-12	243
Childcare Facility	79	5	5	2	5	6	5	7	14	+7	128
School*	200	13	14	19	17	21	11	3	8	+5	306
University/College**	26	4	2	0	0	0	0	0	0	0	32
Religious/Other ceremony	17	1	1	1	2	2	2	1	1	0	28
Sporting activity/fitness	27	0	0	1	0	0	0	0	0	0	28
Other recreation activity	1	0	0	0	0	0	0	0	0	0	1
Personal grooming service	5	0	0	0	1	1	0	0	0	0	7
Other	59	2	0	1	3	3	0	2	3	+1	73
Unknown	1	0	0	0	0	0	0	0	0	0	1
Not specified	1	0	0	0	0	0	0	0	0	0	1
Total	6770	348	351	407	253	213	154	220	293	+73	9009

*These outbreaks are outbreaks associated with school children +/- or school staff. Transmission of COVID-19 within the school has not necessarily been established in these outbreaks.

**These outbreaks are associated with a university/college location and do not include outbreaks among third level students that occurred at other locations.

***Contains outbreaks for weeks in 2020 (32-53) and 2021 (weeks 1-2)

Note: Data are provisional

COVID-19 Outbreaks/Clusters in Residential Facilities and Hospital settings in Ireland

A summary of outbreaks linked to nursing homes, acute hospitals, community hospital/long-stay units, and other residential institutions is shown in Figure 2 (A-D), in the subsequent “Focus” sections and Tables 2-5.

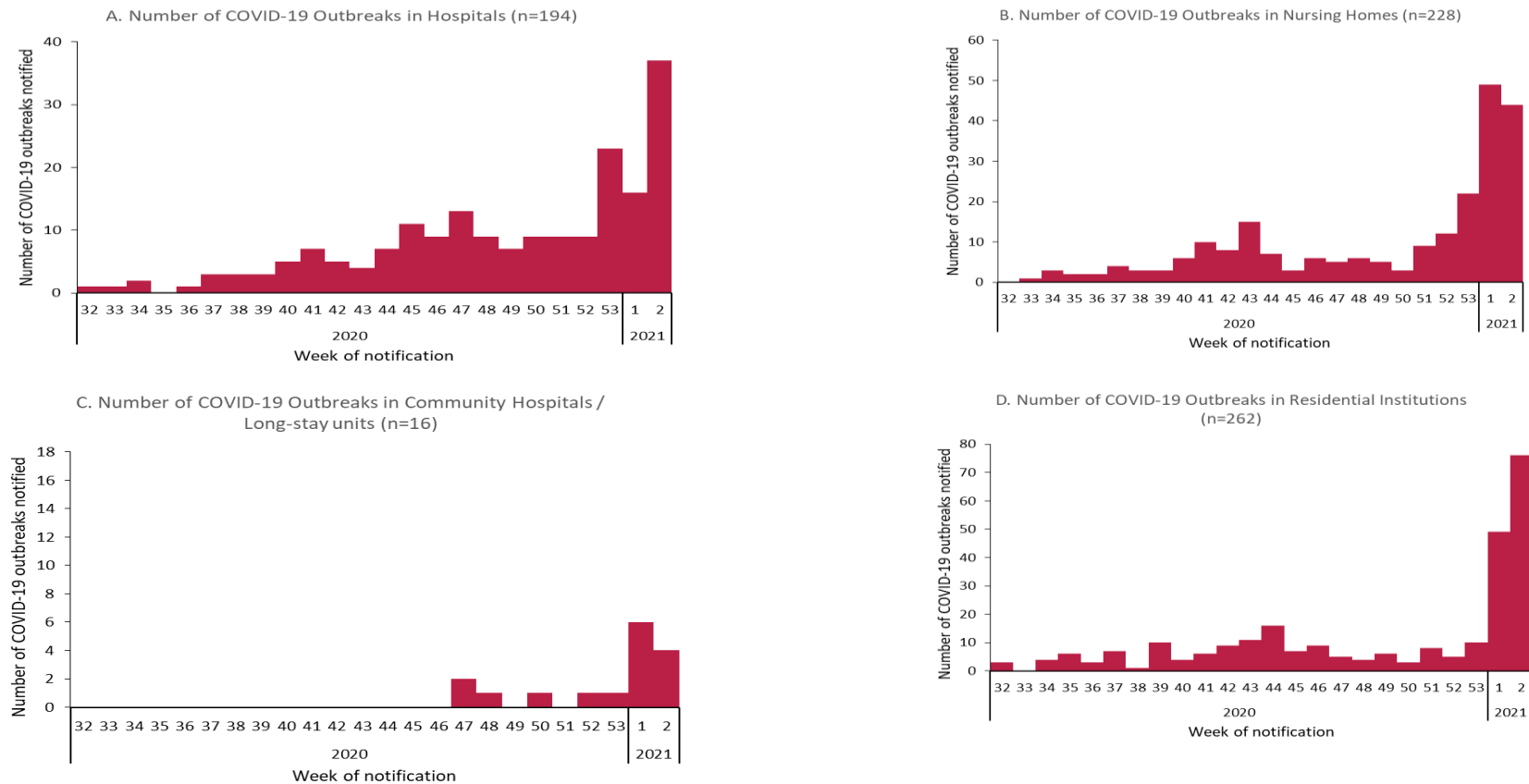


Figure 2 A-D: Epi-curve of COVID-19 outbreaks in (A) Acute Hospitals, (B) Nursing Homes, (C) Community Hospitals/Long-stay units and (D) Residential institutions notified in Ireland by week of notification, from 02/08/2020 to midnight on 16/01/2021. *Data source: CIDR.*

Note: Data are provisional

Focus on Nursing Homes and Community Hospitals

There have been **545** outbreaks in nursing homes and community hospital/long stay units, with **10,566** linked laboratory confirmed COVID-19 cases, notified in Ireland since 01/03/2020.

From 02/08/2020 to 16/01/2021, **244** outbreaks in nursing homes or community hospital/long-stay units have been notified and 164 of these outbreaks remain open. A total of **4,157 laboratory confirmed cases** linked with outbreaks in nursing homes or community hospital/long-stay units have been notified. Of those cases, 235 were hospitalised, three were admitted to ICU, and 273 laboratory confirmed cases linked to outbreaks in these settings died (Table 2).

Cases were reported to be a healthcare worker (HCW) in 1,413 cases, not a HCW in 1,736 cases and HCW status was unknown for the remaining cases (Figure 3).

There were 1,138 laboratory confirmed COVID-19 cases linked to 80 outbreaks in nursing homes and community hospital/long-stay units notified by HSE East.

There were 48 new outbreaks reported in nursing homes (n=44) and community hospital/long-stay units (n=4) during week 2 2021.

Table 2: Number of COVID-19 outbreaks and cases[‡] in nursing homes and community hospital/long-stay units in Ireland, from 02/08/2020 to midnight on 16/01/2021. *Data source: CIDR*

Outbreak location	Number of outbreaks notified					Laboratory confirmed cases [‡] linked to outbreaks (week 32-2)*				
	Week 2	Week 2 outbreaks: Range in no. of cases [#]	Week 32-2	Number open	Open outbreaks: Range in no. of cases [#]	Cases notified in week 2	Total cases	Total hospitalised cases	Total ICU cases	Total number of deaths
Nursing home	44	0-55	228	150	0-100	737	3861	200	<5	265
Community Hospital/Long-stay unit	4	3-34	16	14	1-54	84	296	35	<5	8
Total	48	0-55	244	164	0-100	821	4157	235	<5	273

[‡]Case numbers fewer than 5 are not presented here.

*Contains data from weeks in 2020 (32-53) and 2021 (weeks 1-2)

Note: Data are provisional

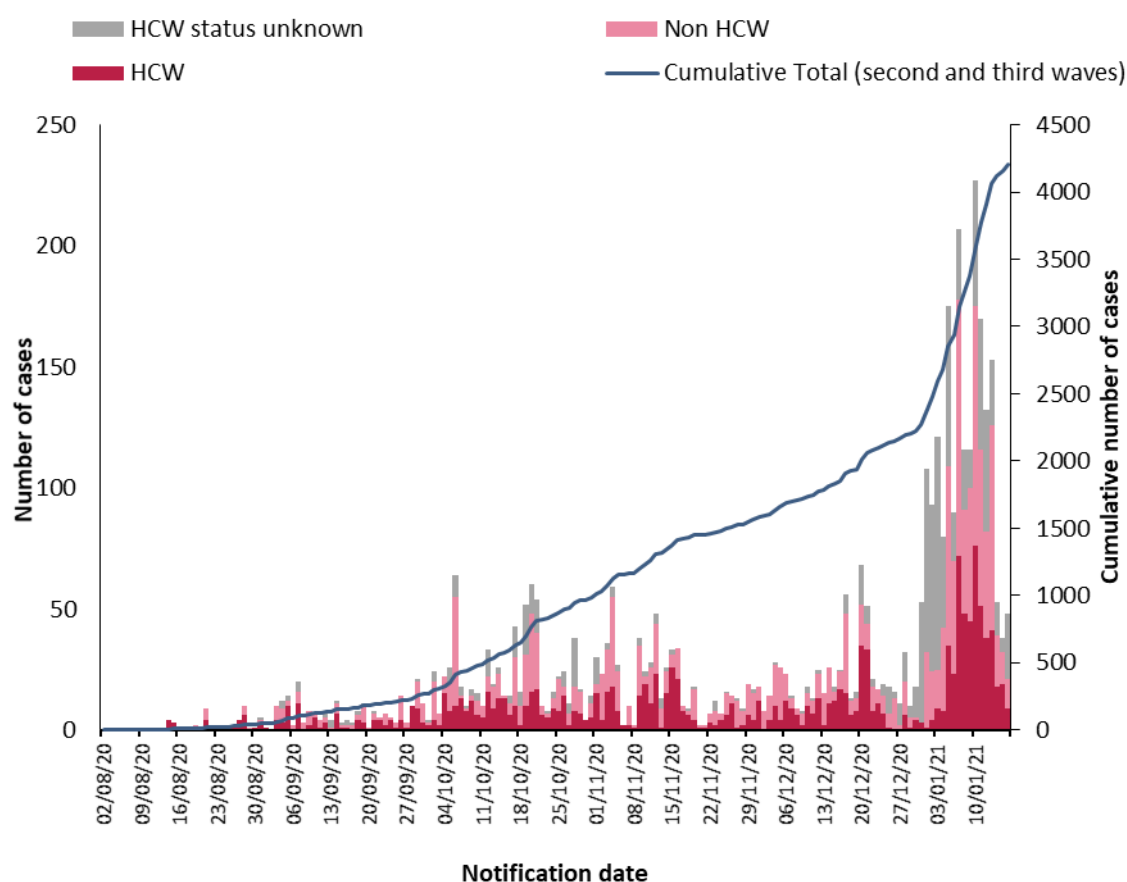


Figure 3: Epi-curve of confirmed COVID-19 cases linked to outbreaks in nursing homes and community hospital/long-stay units by healthcare worker (HCW) status and by date of notification, and cumulative number of confirmed cases during the second wave of infection by date of notification, from 02/08/2020 to midnight 16/01/2021. *Data source: CIDR*

Note: Data are provisional

Focus on Acute Hospitals

There were **297** outbreaks in acute hospitals, with **3,139** linked laboratory confirmed COVID-19 cases, notified in Ireland since 01/03/2020.

From 02/08/2020 to 16/01/2021, **194** outbreaks in acute hospitals have been notified and 119 of these outbreaks remain open. A total of **2,011 laboratory confirmed cases** linked with outbreaks in acute hospitals have been notified. Of those, 38 were admitted to ICU and 171 died (Table 3). Cases were reported to be a healthcare worker (HCW) in 837 cases, not a HCW in 866 cases and HCW status was unknown for the remaining cases (Figure 4).

There were 37 new outbreaks reported in acute hospitals during week 2 2021

Table 3: Number of COVID-19 outbreaks and cases[‡] in acute hospital settings in Ireland, from 02/08/2020 to midnight on 16/01/2021. *Data source: CIDR*

Outbreak location: Acute Hospitals	Number of outbreaks notified					Laboratory confirmed cases linked to outbreaks (week 32-2)*			
	Week 2	Week 2 outbreaks: Range in no. of cases	Week 32-2	Number open	Open outbreaks: Range in no. of cases	Cases notified in week 2	Total cases	Total ICU cases	Total number of deaths
	37	0-22	194	119	0-138	116	2011	38	171

*Contains data from weeks in 2020 (32-53) and 2021 (weeks 1-2)

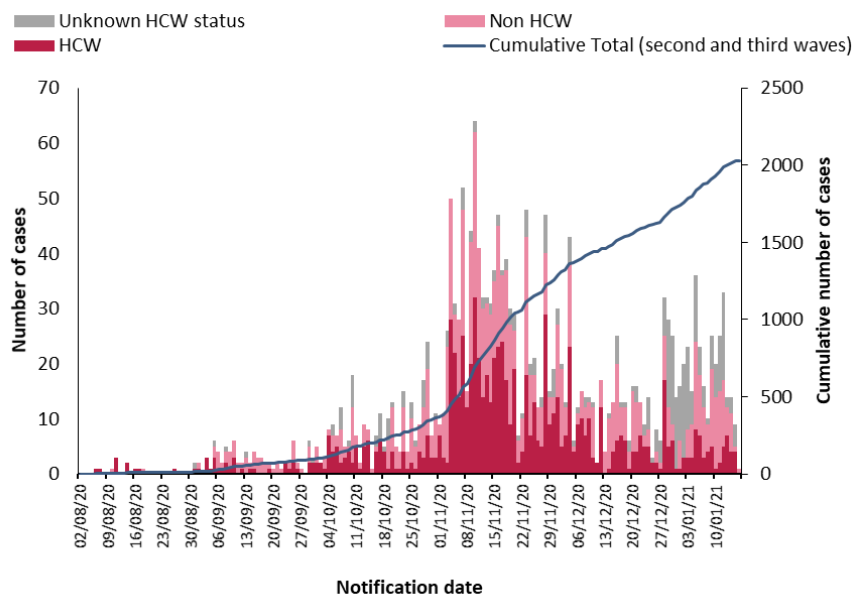


Figure 4: Epi-curve of confirmed COVID-19 cases linked to outbreaks in acute hospitals by healthcare worker (HCW) status and by date of notification, and cumulative number of confirmed cases during the second wave of infection by date of notification, from 02/08/2020 to 16/01/2021. *Data source: CIDR*

Note: Data are provisional

Focus on Residential Institutions¹

There were **363** outbreaks in residential institutions, with **1,789** linked laboratory confirmed COVID-19 cases, notified in Ireland since 01/03/2020.

From 02/08/2020 to 16/01/2021, **203** outbreaks in residential institutions have been notified and 121 of these outbreaks remain open. There were **783 laboratory confirmed cases** linked with outbreaks in residential institutions. Of those, 30 cases linked to outbreaks in residential facilities were hospitalised, 1 was admitted to ICU and 9 died (Table 4). The majority of residential institution outbreaks were notified in centres for disabilities, with **134** outbreaks and **496** linked cases notified since week 32.

There were 65 new outbreaks reported in residential institutions during week 2 2021:

- Forty-five outbreaks were in centres for disabilities
- Five outbreaks were in Children's / TUSLA residential centres and six in mental health facilities
- The location of eight residential institution outbreaks were not specified

Table 4: Number of COVID-19 outbreaks and cases[‡] in residential institutions in Ireland, from 02/08/2020 to midnight on 16/01/2021. *Data source: CIDR*

Outbreak location	Number of outbreaks notified					Laboratory confirmed cases [‡] linked to outbreaks (week 32-2)*				
	Week 2	Week 2 outbreaks: Range in no. of cases [#]	Week 32-2	Number open	Open outbreaks: Range in no. of cases [#]	Cases notified in week 2	Total cases	Total hospitalised cases	Total ICU cases	Total number of deaths
Centre for disabilities	45	0-16	134	79	0-20	64	496	18	<5	6
Children's / TUSLA residential centre	5	0-8	19	12	0-8	5	41	<5	<5	<5
Mental health facility	6	0-16	18	9	0-16	35	125	12	<5	<5
Other	1	n/a	10	3	0-19	<5	40	<5	<5	<5
Not Specified	8	0-18	22	18	0-18	24	81	5	<5	<5
Total	65	0-18	203	121	0-20	129	783	38	<5	9

#n/a is used where there were no outbreaks in a category or where there are no confirmed cases currently linked to any outbreak in that category (see technical note 6)

‡Case numbers fewer than 5 are not presented here

*Contains data from weeks in 2020 (32-53) and 2021 (weeks 1-2)

¹ This section focusses on the following residential settings: Centres for disabilities, Children's/TUSLA residential centres and mental health facilities. Homeless services, addiction services, direct provision centres and prisons are reported in the Focus on Vulnerable Populations section.

Note: Data are provisional

COVID-19 Outbreaks in Other Vulnerable Populations

This brief overview of COVID-19 outbreaks in vulnerable populations/settings only includes outbreaks involving the Roma community, Irish Traveller community, outbreaks in Direct Provision Centres, facilities for the homeless/those with addiction issues and prisons notified up to midnight on 16/01/2021 (Table 5).

There were 23 new outbreaks reported in vulnerable populations during week 2 2021:

- Seven outbreaks in Direct Provision Centres
- Fourteen outbreaks among Irish Travellers with 25 confirmed linked cases
- Two outbreaks in homeless populations

Table 5: Number of COVID-19 outbreaks in settings involving vulnerable populations, including the Roma community, Irish Traveller community, outbreaks in Direct Provision Centres, facilities for the homeless/those with addiction issues and prisons notified from week 32 (week commencing 02/08/2020) to midnight on 16/01/2021 and laboratory confirmed cases[†] linked to these outbreaks. *Data source: CIDR*

Vulnerable populations	Number of outbreaks notified					Laboratory confirmed cases [†] linked to outbreaks (week 32-2)**				
	Week 2	Week 2 outbreaks: Range in no. of cases [#]	Week 32-2	Number open	Open outbreaks: Range in no. of cases [#]	Cases notified in week 2	Total cases	Total hospitalised cases	Total ICU cases	Total number of deaths*
Roma community	0	n/a	9	4	5-74	<5	149	9	<5	<5
Irish Travellers	14	0-7	97	60	0-66	50	1241	54	<5	<5
Direct provision centres	7	0-5	28	13	0-30	22	180	<5	<5	<5
Homeless [^]	2	n/a	10	4	0-2	<5	17	5	<5	<5
People with addictions	0	n/a	6	4	0-6	<5	40	<5	<5	<5
Prisons	0	n/a	6	4	3-32	6	74	<5	<5	<5
Total	23	0-7	156	89	0-74	81	1701	71	8	<5

[^] Homeless facilities include some facilities that provide long term supported accommodation. Also includes staff of homeless facilities.

[#]n/a is used where there were no outbreaks in a category or where there are no confirmed cases currently linked to any outbreak in that category (see technical note 6)

[‡]Case numbers fewer than 5 are not presented here

**Contains data from weeks in 2020 (32-53) and 2021 (weeks 1-2)

Note: Data are provisional

COVID-19 Outbreaks in Workplaces

In total, **367** COVID-19 outbreaks in workplaces² have been notified from 02/08/2020 up to midnight on 16/01/2021. Since week 32, **69** COVID-19 outbreaks have been notified in businesses associated with the production or processing of food and beverages, of which **43** were in meat/poultry/fish plants in all HSE areas.

There were **41 COVID-19 workplace outbreaks notified during week 2 2021:**

- Nine outbreaks were associated with the Defence/Justice/Emergency services
- Four outbreaks were associated with the commercial sector services
- There were five office-based outbreaks
- There were nine outbreaks related to food production
- Other outbreaks occurred in manufacturing (n=2), construction (n=1) and 'Other' (n=11)

Table 6: Number of COVID-19 workplace outbreaks notified from 02/08/2020 to midnight on 16/01/2021 and laboratory confirmed cases[‡] linked to workplace outbreaks.

Workplace outbreaks	Number of outbreaks notified					Laboratory confirmed cases [‡] linked to outbreaks (week 32-2) ^{***}				
	Week 2	Week 2 outbreaks: Range in no. of cases [#]	Week 32-2	Number open	Open outbreaks: Range in no. of cases [#]	Cases notified in week 2	Total cases	Total hospitalised cases	Total ICU cases	Total number of deaths [*]
Meat/poultry Production and Processing	6	0-10	43	13	0-83	22	705	9	<5	<5
Other food/beverage Production and Processing	3	3-37	26	8	0-37	38	232	<5	<5	<5
Construction industry ^{**}	1	n/a	52	8	0-11	<5	186	<5	<5	<5
Commercial	4	0-14	89	21	0-17	<5	400	5	<5	<5
Manufacturing	2	2-2	36	15	0-14	<5	174	6	<5	<5
Office-based	5	n/a	50	13	0-22	<5	139	<5	<5	<5
Defence/Justice/Emergency services	9	0-8	35	20	0-8	7	125	<5	<5	<5
Other Workplace [^]	11	0-16	36	17	0-16	<5	97	<5	<5	<5
Total	41	0-37	367	115	0-83	74	2058	31	<5	<5

*All COVID-19 cases that died and were linked to outbreaks in these settings have been laboratory confirmed. No deaths in probable/possible cases linked to outbreaks in these settings have been notified. **Cases linked to some construction site outbreaks may reside in Northern Ireland and consequently will be notified in that jurisdiction. These cases will not be included in the case numbers for Ireland. ^"Other workplace" includes businesses that do not fit in the above workplace categories. #n/a is used where there were no outbreaks in a category or where there are no confirmed cases currently linked to any outbreak in that category (see technical note 6) ‡Case numbers fewer than 5 are not presented here. ***Contains data from weeks in 2020 (32-53) and 2021 (weeks 1-2)

² Workplace outbreaks exclude the following workplaces: hospitals, residential facilities, hotels, public houses, retail outlets, and other settings (outbreaks in GP practices and outbreaks associated with home carers). These are reported under those headings.

Note: Data are provisional

COVID-19 Outbreaks associated with school children (+/- staff), universities/colleges and childcare facilities

In total, **524** COVID-19 outbreaks associated with school children (+/- staff), universities/colleges/third level students and childcare facilities have been notified from 02/08/2020 up to midnight on 16/01/2021.

During **week 2 2021**, there were **22** COVID-19 outbreaks associated with school children +/- staff, **14** COVID-19 outbreaks associated with childcare facilities.

Table 7: Number of COVID-19 outbreaks associated with school children (+/- staff), universities/colleges/third level students and childcare facilities notified to midnight on 16/01/2021 and laboratory confirmed cases[‡] linked to these outbreaks.

Outbreak location	Number of outbreaks notified					Laboratory confirmed cases [‡] linked to outbreaks (week 32-2) ^{##}				
	Week 2	Week 2 outbreaks: Range in no. of cases [#]	Week 32-2	Number open	Open outbreaks: Range in no. of cases [#]	Cases notified in week 2	Total cases	Total hospitalised cases	Total ICU cases ^{***}	Total number of deaths
School*	8	1-5	306	99	0-50	0	1306	8	<5	<5
University/college/third level students**	0	n/a	90	31	2-190	0	1006	12	<5	<5
Childcare facility	14	0-7	128	44	0-22	35	594	<5	<5	<5
Total	22	0-7	524	174	0-190	35	2906	24	<5	<5

*These outbreaks are outbreaks associated with school children +/- or school staff. Transmission of COVID-19 within the school has not necessarily been established in these outbreaks

**These outbreaks also include outbreaks among third level students that may have occurred in other locations, such as private houses or social gatherings, and may not be directly linked to a University/college location

***Case admitted to ICU is an adult.

#n/a is used where there were no outbreaks in a category or where there are no confirmed cases currently linked to any outbreak in that category (see technical note 6)

‡Case numbers fewer than 5 are not presented here

##Contains data from weeks in 2020 (32-53) and 2021 (weeks 1-2)

Note: Data are provisional

Appendices
Appendix 1

Table A: Number of COVID-19 outbreaks notified in Ireland by outbreak location and closure status, to midnight 16/01/2021, N=11,275

Outbreak Location	Outbreak closure status (all outbreak classifications)		
	Closed	Open	Total
Hospital	178	119	297
Nursing home	349	150	499
Community Hospital/Long-stay unit	32	14	46
Residential institution	284	156	440
Other healthcare service	24	45	69
Private house*	2783	5297	8080
Workplace	303	117	420
Travel related	56	13	69
Transport	8	6	14
Extended family	132	150	282
Childcare facility	84	44	128
Community outbreak	114	113	227
Hotel	12	3	15
Guest house/ B&B	1	0	1
Public house	21	8	29
Restaurant / Cafe	44	17	61
Social gathering	43	20	63
Retail outlet	24	22	46
School**	207	99	306
University/college***	31	1	32
Religious/Other ceremony	14	14	28
Sporting activities/fitness	28	0	28
Other recreation activity	1	0	1
Personal grooming service	4	3	7
Pet farm / Petting zoo	0	0	0
Other	63	21	84
Unknown	0	1	1
Mobile retailer	0	1	1
Not specified	1	0	1
Total	4841	6434	11275

*It is common practice not to close private house outbreaks on CIDR due to the large volume of these types of outbreaks on CIDR

**These outbreaks are outbreaks associated with school children +/- or school staff. Transmission of COVID-19 within the school has not necessarily been established in these outbreaks.

***These outbreaks are associated with a university/college location and do not include outbreaks among third level students that occurred at other locations

Note: Data are provisional

Appendix 2 Technical Notes

1. Data are based on statutory notifications and were extracted from the National Computerised Infectious Disease Reporting (CIDR) system. Data are provisional and subject to ongoing review, validation and update. As a result, figures in this report may differ from previously published figures.

2. For surveillance purposes, the following COVID-19 outbreak definition is used for notifying COVID-19 outbreaks/clusters:

Confirmed*

- **There is a cluster/outbreak, with two or more cases of laboratory confirmed COVID-19 infection regardless of symptom status. This includes cases with symptoms and cases who are asymptomatic.**

OR

- **There is a cluster/outbreak, with two or more cases of illness with symptoms consistent with COVID-19 infection (as per the COVID-19 case definition), and at least one person is a confirmed case of COVID-19.**

* From September 21st 2020, suspected COVID outbreaks should be reported with the disease category 'Acute Respiratory Infection (ARI)'. If one or more cases linked to the outbreak are subsequently confirmed as COVID-19, the ARI outbreak should be reclassified to being a COVID-19 outbreak. Outbreaks of suspected COVID-19 which were notified before September 21st 2020, and met the previous COVID-19 outbreak definition should remain as COVID-19 outbreaks on CIDR.

The COVID-19 case definition is detailed on the Health Protection Surveillance Centre (HPSC) website: <https://www.hpsc.ie/a-z/respiratory/coronavirus/novelcoronavirus/casedefinitions/>

3. This report includes confirmed and suspected COVID-19 outbreaks.

4. An "Open" or "Closed" outbreak is defined as an outbreak where the outbreak status is "Open" or "Closed" on CIDR. In order to declare an outbreak "Closed" the outbreak location should not have experienced any new cases of infection which meet the case definition for a period of 28 days (two incubation periods).

5. Outbreak type (family/general) indicates whether an outbreak is confined to a family (family outbreak) or affects members of more than one household (general outbreak).

6. The "range in number of cases" presented in Tables 3, 5, and 6-9 is based on laboratory confirmed cases linked to an outbreak in CIDR. The priority is to notify outbreaks to CIDR in a timely fashion and, while every effort is made to link cases to outbreaks as quickly as possible, there can sometimes be a delay in linking cases to the outbreak. Ranges in number of cases that include "0" include outbreaks that currently have no linked cases. Data in CIDR are continuously reviewed and updated and this includes the identification and linking of outbreak-associated cases.

Note: Data are provisional